



POWER SUPPLIES

BLG-150B Series

Features

- Constant voltage output
- **SAA Approved : Certificate No. SAA-172907-EA**
- High power factor > 0.96 (230Vac & Full load)
- Universal input voltage 90~305Vac
- Short circuit / Over temperature / Over voltage / Over load protection
- IP67, glue potted, suitable for dry / wet / damp locations
- 7 Year Warranty.

Application

- Suitable for Industrial LED lighting.

Specification

Model	Item Code	Output Voltage(V)	Output Power(W)	Output Current(A)
BLG-150B-12	BT 1611	12V	150W	12.5A
BLG-150B-24	BT 1621	24V	150W	6.25A

Certification



Class P

CB

CE



SELV



Certificate No.
SAA-172907-EA

Warranty

Warranty

7 year

Electrical Specifications

	Model	Min.	Typ.	Max.	Notes
Input	Input Voltage	90Vac	100-277Vac	305Vac	-
	Input Frequency	47HZ	50/60	63HZ	-
	Leakage Current	-	-	0.75mA	277Vac/50Hz
	Input AC Current	-	-	1.5A	100-277Vac & full load
	Inrush Current (A)	-	-	75A	Gold start, 230Vac & full load
	Power Factor	0.95	0.96	-	230Vac, 100% load
	THD	-	-	20%	230Vac, 70 ~100% load
Output	Output Current Tolerance	-5%	-	5%	Full load
	Output Voltage Ripple	-	-	10%	-
	Output overshoot	-	-	10%	When the power is on
	Line Regulation	-	-	1%	-
	Load Regulation	-	-	3%	-
	Turn-on Delay Time	-	-	1s	115Vac, 100% load
Protection	Over voltage protection	Over 1.1-1.4Rated Load Voltage : Auto restore			
	Short circuit protection	Protection type : Auto restore			
	Over temperature protection	Protection type : Auto restore			
	Over load protection	Protection type : Auto restore			
	Automatic restart	Protection type : Auto restore			
Environment Life	Over temperature protection	-40°C ••• +85°C			
	Tc max.(°C)	85			
	Storage Temperature(°C)	-40°C ••• +85°C			
	Ambient humidity range	20% ••• 95%RH			
	Nominal life-time(hrs)	5000@Tc=85			
Other	Approval	TUV mark, EMC, ENEC, UL			
	Safety stands	AS/NZS IEC 61347-2-13			
	IP grade	IP67			
	Connection mode	With Cable			

*This LED driver meets the EMI specifications above, but EMI performance of a luminaire that contains it depends also on the other devices connected to the driver and on the fixture itself.

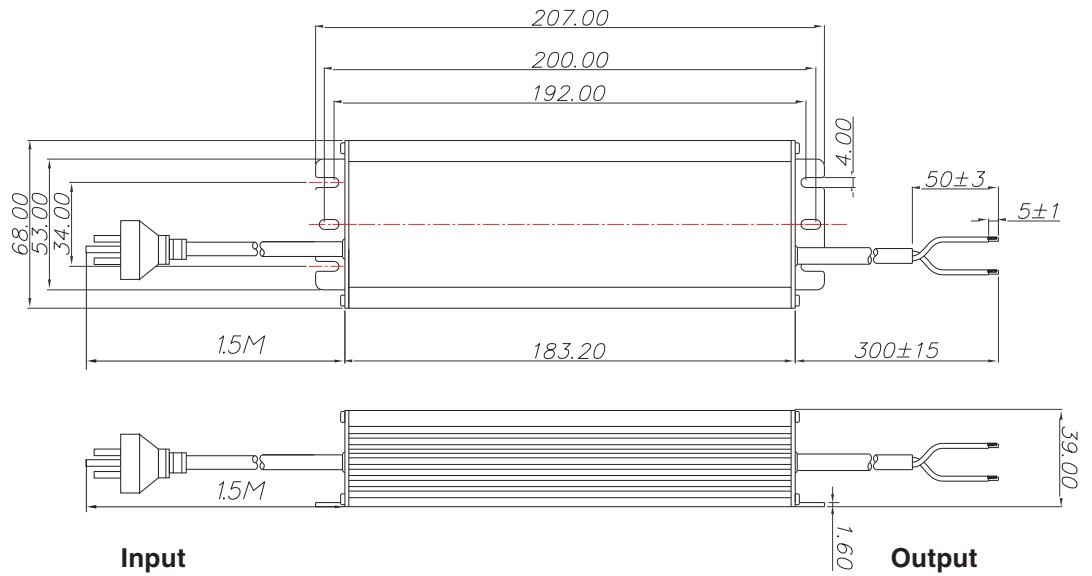
Input Line Dimension

Wire	AC Input
Specification	SAA 3 x 1.0mm ² L=1.5M
Type	UL 18AWG

Output Line Dimension

Wire	DC Output
Specification	2C L=300mm
Type	UL 16AWG

Mechanical Outline

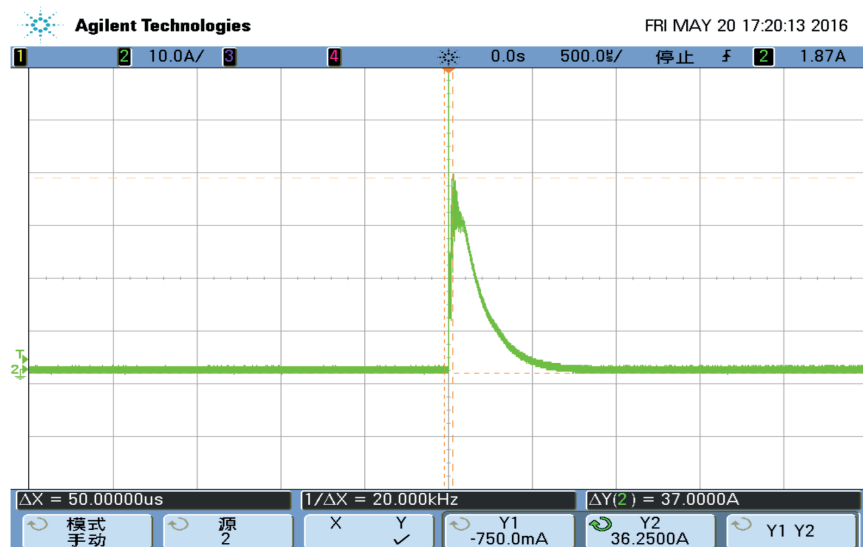


Physical Characteristics

Item Dimension (L x W x H)

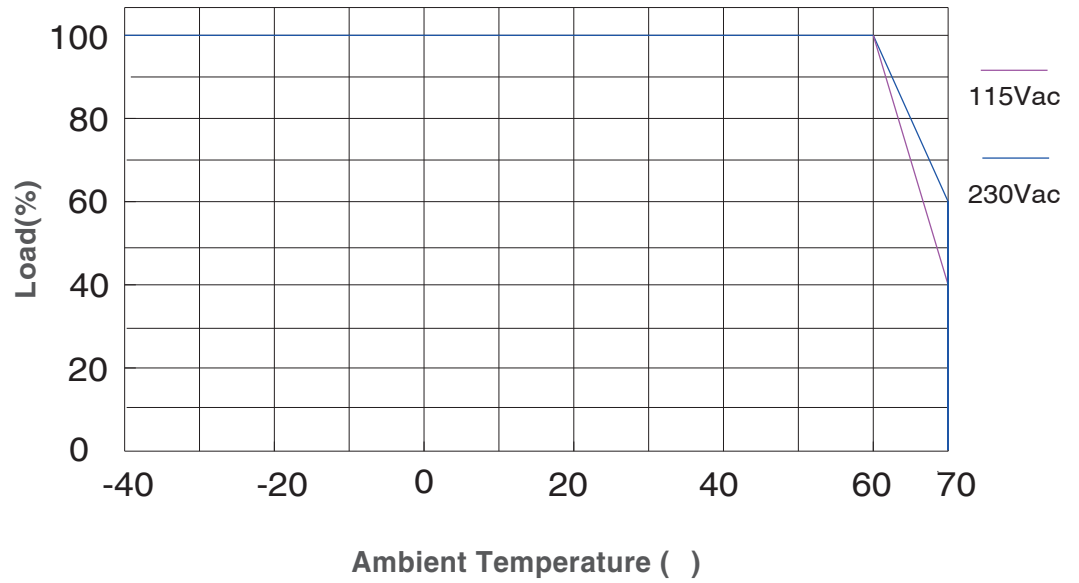
Dimensions(L* W * H) mm	208 * 68 * 40
Dimensions_Box(L* W * H)mm	255 * 140 * 65
Weight	1.15kg

Inrush current waveform



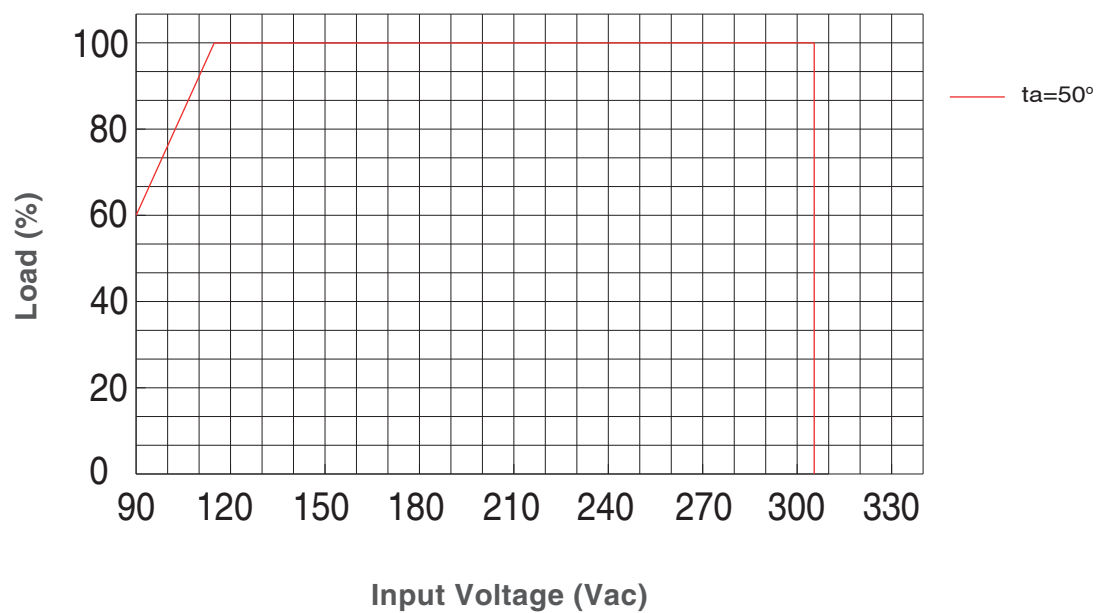
Derating curve

Temperature vs. Load Curve

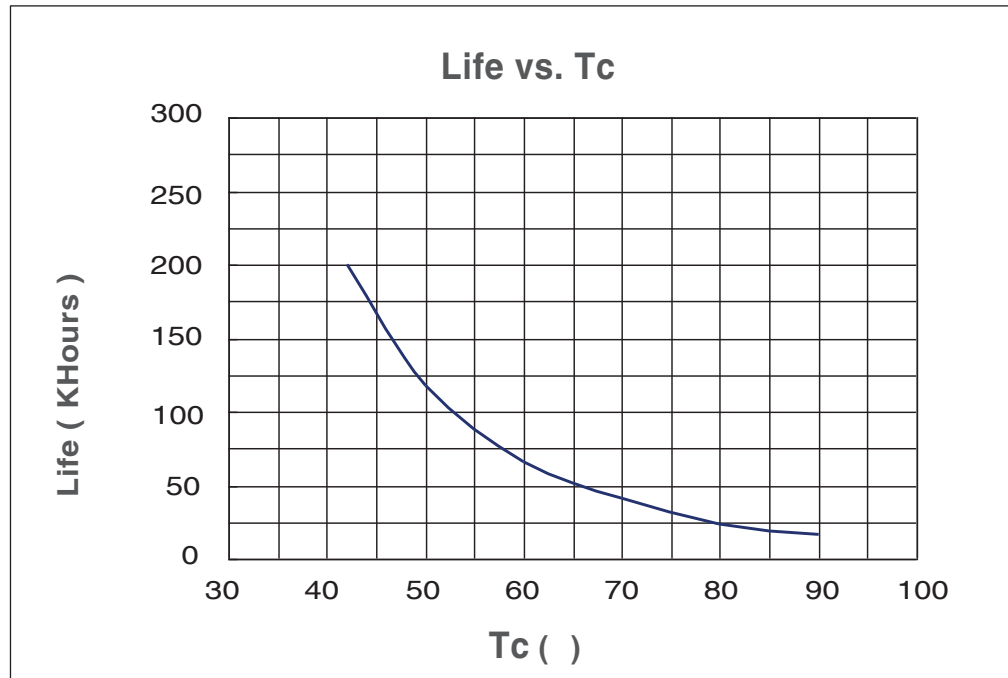


Output power VS Input voltage

Input voltage vs. Load Curve

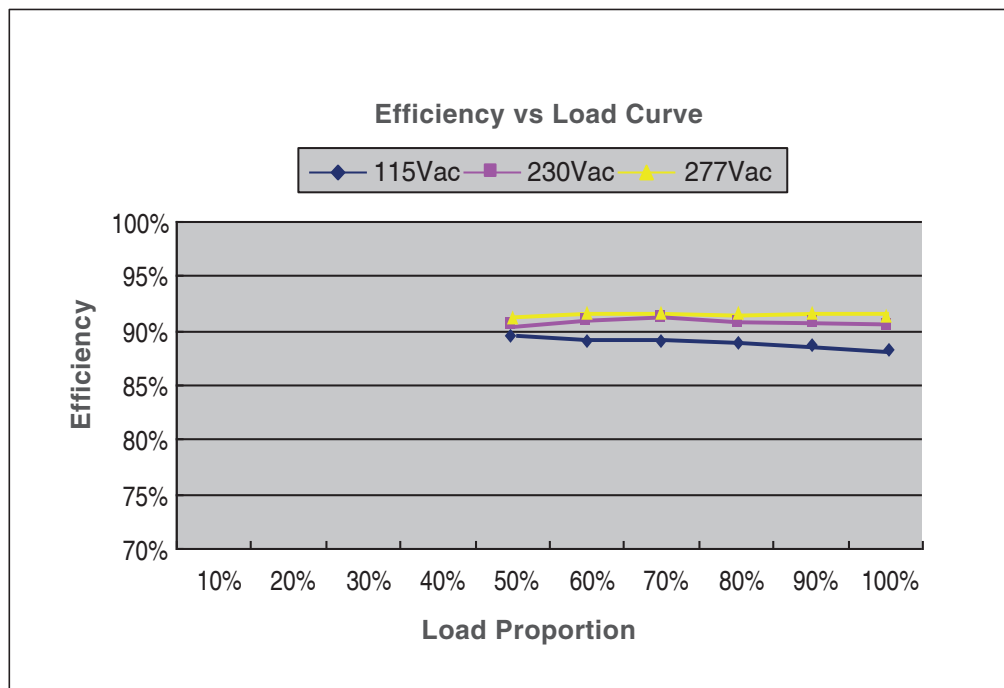


Lifetime VS Case Temperature

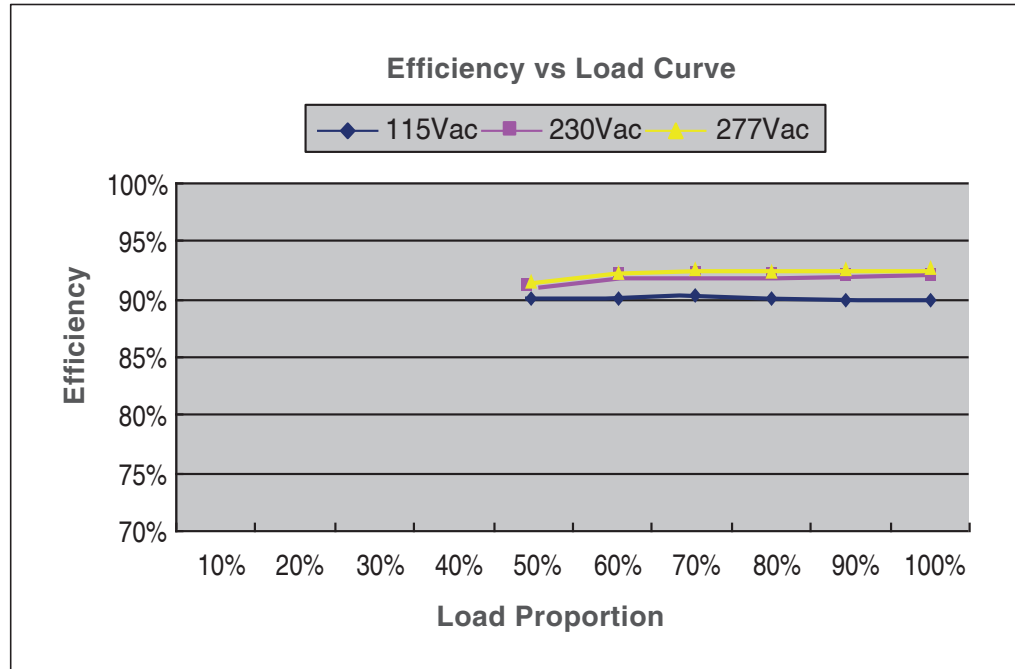


Efficiency VS Load

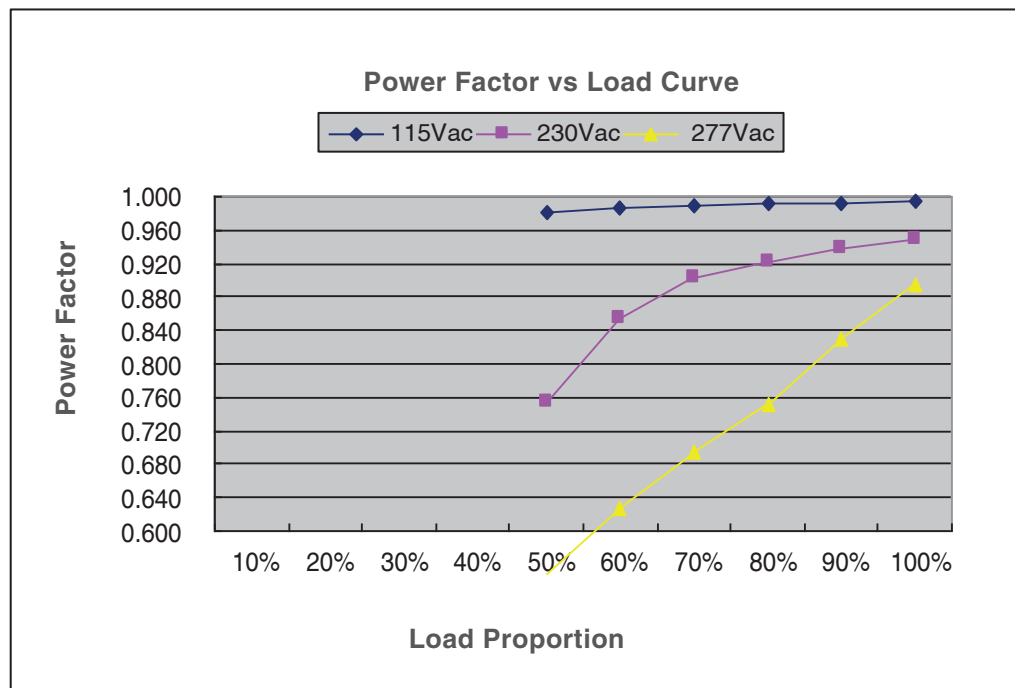
BLG-150B-12



BLG-150B-24



Power Factor VS LOAD



Total Harmonic Distortion

